

MACROECONOMICS

N. GREGORY MANKIW

The Open Economy Revisited: The Mundell-Fleming Model and the Exchange-Rate Regime

IN THIS CHAPTER, YOU WILL LEARN:

- the Mundell-Fleming model
(*IS-LM* for the small open economy)
- causes and effects of interest rate differentials
- arguments for fixed vs. floating exchange rates
- how to derive the aggregate demand curve for a small open economy

The Mundell-Fleming model

- *Key assumption:*

Small open economy with perfect capital mobility.

$$r = r^*$$

- Goods market equilibrium—the IS^* curve:

$$Y = C(Y - T) + I(r^*) + G + NX(e)$$

where

e = nominal exchange rate

= foreign currency per unit domestic currency

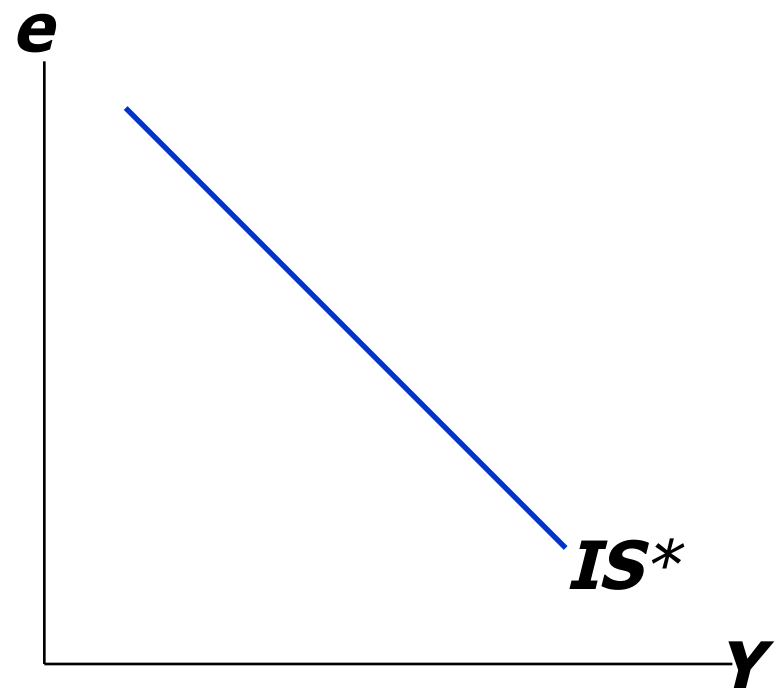
The IS^* curve: goods market equilibrium

$$Y = C(Y - T) + I(r^*) + G + NX(e)$$

The IS^* curve is drawn for a given value of r^* .

Intuition for the slope:

$$\downarrow e \Rightarrow \uparrow NX \Rightarrow \uparrow Y$$

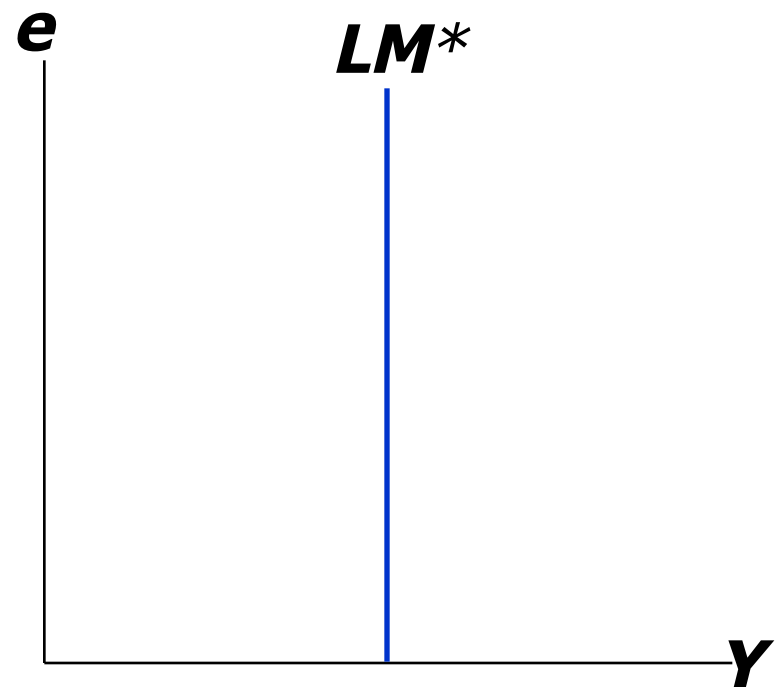


The LM^* curve: money market equilibrium

$$M/P = L(r^*, Y)$$

The LM^* curve:

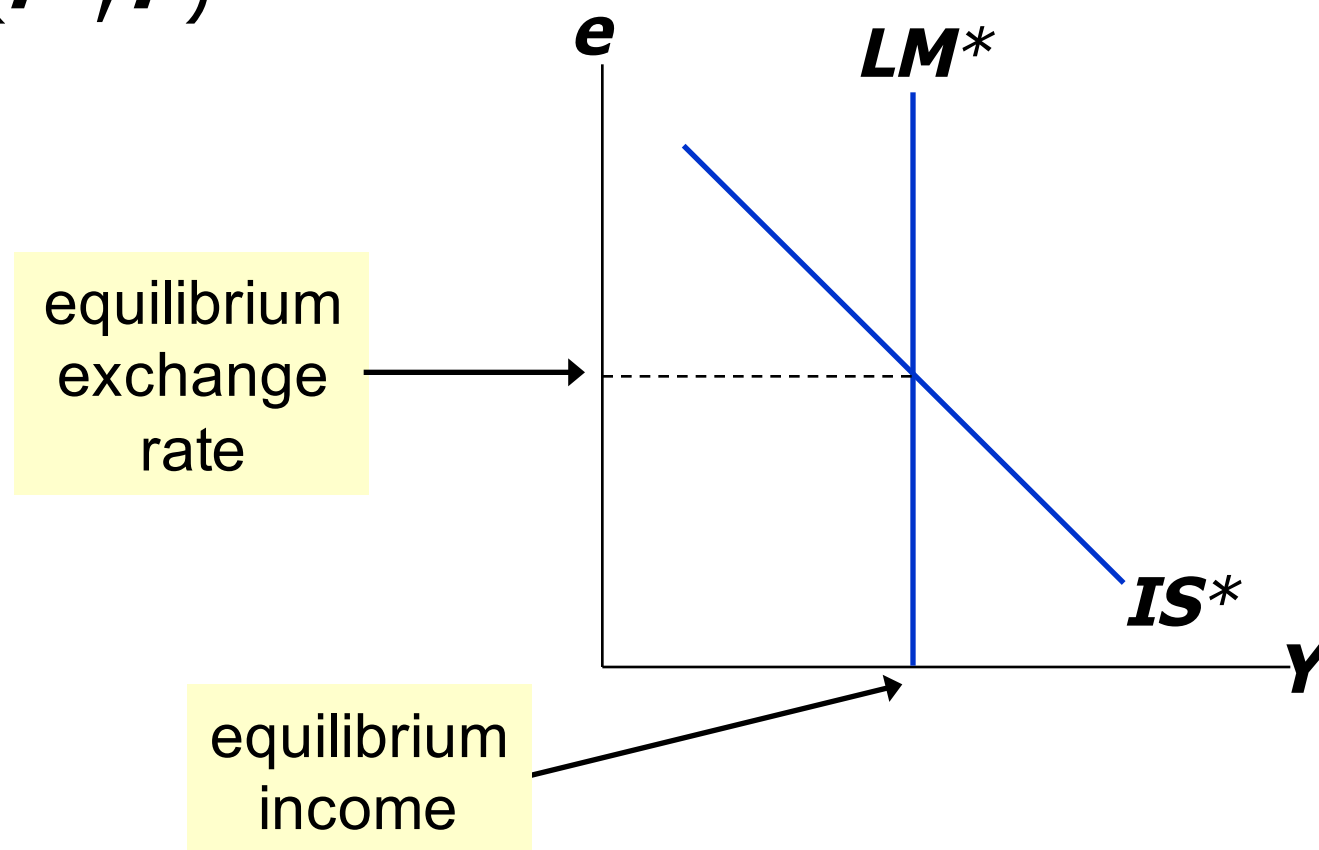
- is drawn for a given value of r^* .
- is vertical because given r^* , there is only one value of Y that equates money demand with supply, regardless of e .



Equilibrium in the Mundell-Fleming model

$$Y = C(Y - T) + I(r^*) + G + NX(e)$$

$$M/P = L(r^*, Y)$$



Floating & fixed exchange rates

- In a system of **floating exchange rates**, e is allowed to fluctuate in response to changing economic conditions.
- In contrast, under **fixed exchange rates**, the central bank trades domestic for foreign currency at a predetermined price.
- Next, policy analysis:
 - in a floating exchange rate system
 - in a fixed exchange rate system

Fiscal policy under floating exchange rates

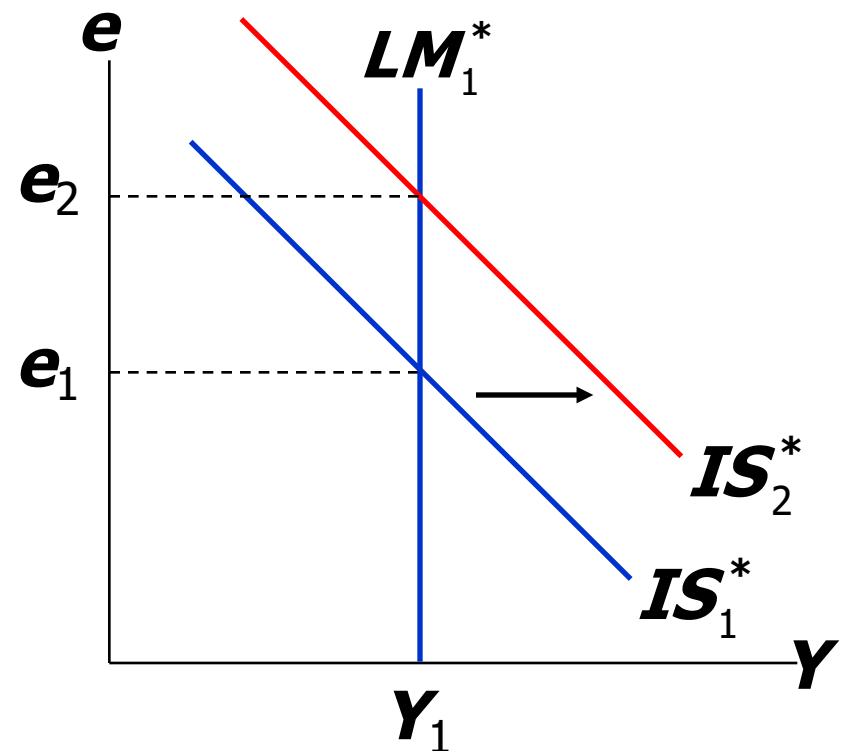
$$Y = C(Y - T) + I(r^*) + G + NX(e)$$

$$M/P = L(r^*, Y)$$

At any given value of e ,
a fiscal expansion
increases Y ,
shifting IS^* to the right.

Results:

$$\Delta e > 0, \Delta Y = 0$$



Lessons about fiscal policy

- In a small open economy with perfect capital mobility, fiscal policy cannot affect real GDP.
- **Crowding out**
 - closed economy:
Fiscal policy crowds out investment by causing the interest rate to rise.
 - small open economy:
Fiscal policy crowds out net exports by causing the exchange rate to appreciate.

Monetary policy under floating exchange rates

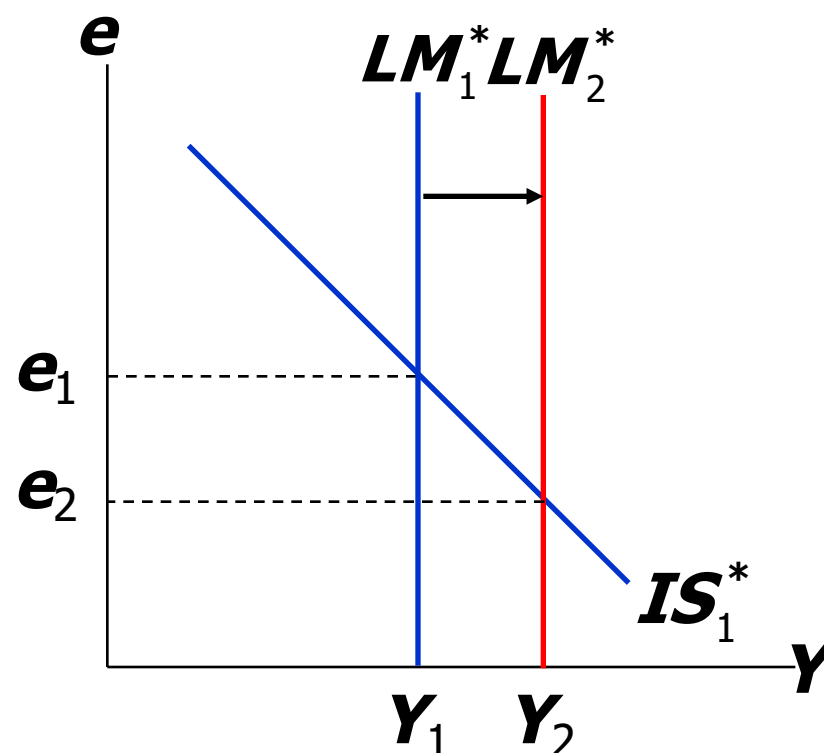
$$Y = C(Y - T) + I(r^*) + G + NX(e)$$

$$M/P = L(r^*, Y)$$

An increase in M shifts LM^* right because Y must rise to restore eq'm in the money market.

Results:

$$\Delta e < 0, \Delta Y > 0$$



Lessons about monetary policy

- Monetary policy affects output by affecting the components of aggregate demand:
closed economy: $\uparrow M \rightarrow \downarrow r \rightarrow \uparrow I \rightarrow \uparrow Y$
small open economy: $\uparrow M \rightarrow \downarrow e \rightarrow \uparrow NX \rightarrow \uparrow Y$
- Expansionary mon. policy does not raise world agg. demand, it merely shifts demand from foreign to domestic products.
So, the increases in domestic income and employment are at the expense of losses abroad.

Trade policy under floating exchange rates

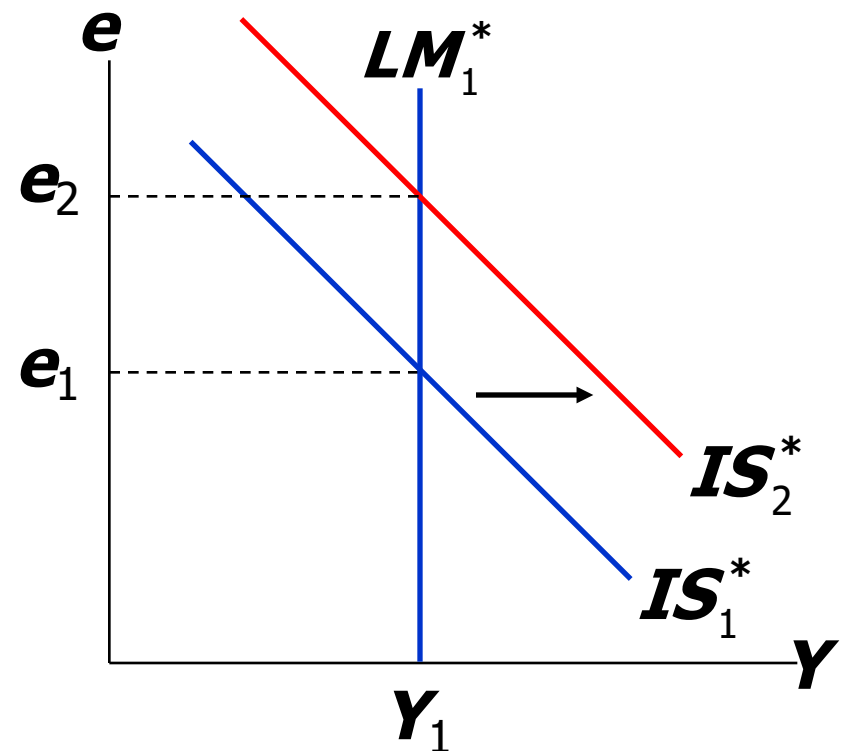
$$Y = C(Y - T) + I(r^*) + G + NX(e)$$

$$M/P = L(r^*, Y)$$

At any given value of e ,
a tariff or quota reduces
imports, increases NX ,
and shifts IS^* to the right.

Results:

$$\Delta e > 0, \Delta Y = 0$$



Lessons about trade policy

- Import restrictions cannot reduce a trade deficit.
- Even though ***NX*** is unchanged, there is less trade:
 - The trade restriction reduces imports.
 - The exchange rate appreciation reduces exports.
- Less trade means fewer “gains from trade.”

Lessons about trade policy, *cont.*

- Import restrictions on specific products save jobs in the domestic industries that produce those products but destroy jobs in export-producing sectors.
- Hence, import restrictions fail to increase total employment.
- Also, import restrictions create sectoral shifts, which cause frictional unemployment.

Fixed exchange rates

- Under fixed exchange rates, the central bank stands ready to buy or sell the domestic currency for foreign currency at a predetermined rate.
- In the Mundell-Fleming model, the central bank shifts the LM^* curve as required to keep e at its preannounced rate.
- This system fixes the nominal exchange rate. In the long run, when prices are flexible, the real exchange rate can move even if the nominal rate is fixed.

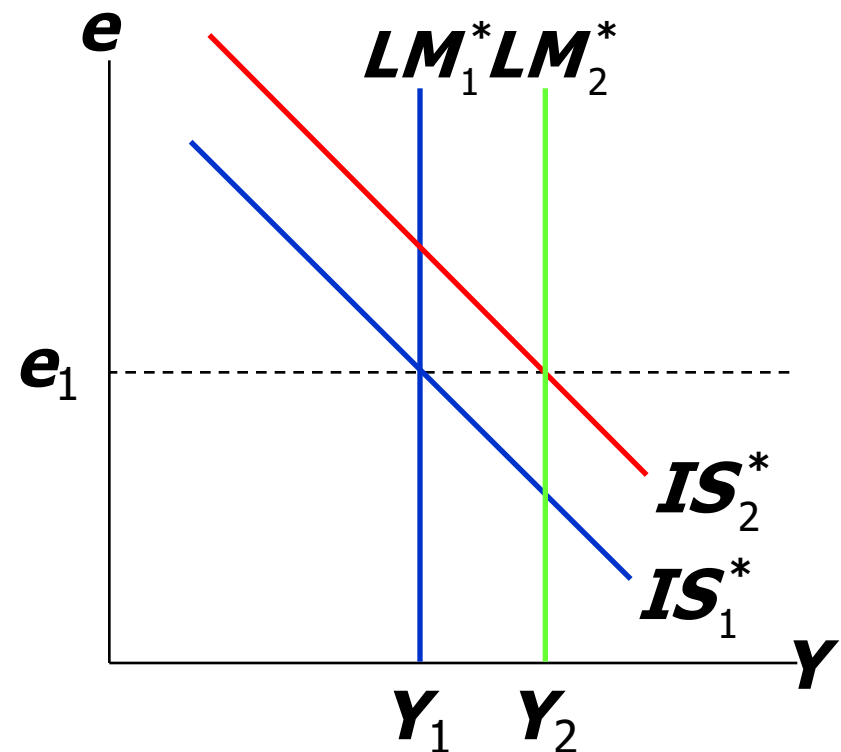
Fiscal policy under fixed exchange rates

Under floating rates,
fiscal policy is ineffective
at changing output.

Under fixed rates,
fiscal policy is very
effective at changing
output.

Results:

$$\Delta e = 0, \Delta Y > 0$$



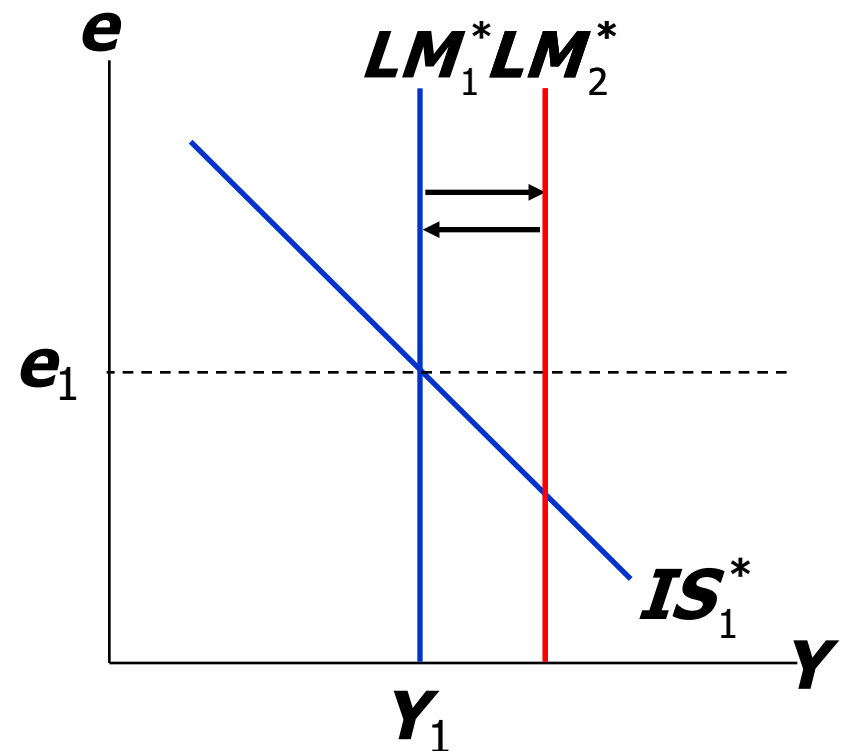
Monetary policy under fixed exchange rates

Under floating rates, monetary policy is very effective at changing output.

Under fixed rates, monetary policy cannot be used to affect output.

Results:

$$\Delta e = 0, \Delta Y = 0$$

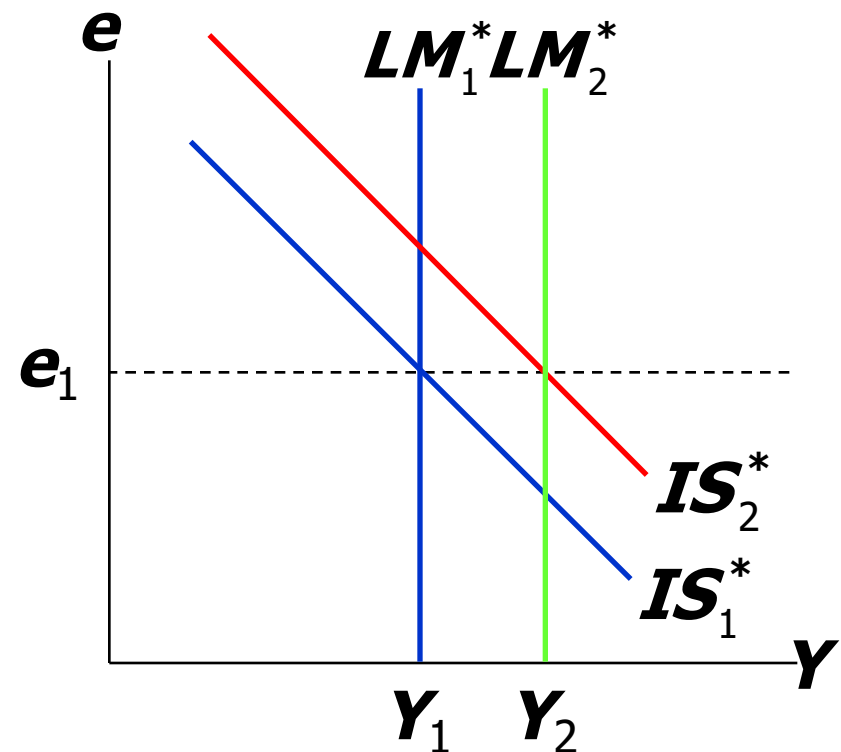


Trade policy under fixed exchange rates

Under floating rates, import restrictions do not affect Y or NX .

Under fixed rates, import restrictions increase Y and NX .

But, these gains come at the expense of other countries: the policy merely shifts demand from foreign to domestic goods.



Summary of policy effects in the Mundell-Fleming model

	<i>type of exchange rate regime:</i>					
	floating			fixed		
	<i>impact on:</i>					
<i>Policy</i>	<i>Y</i>	<i>e</i>	<i>NX</i>	<i>Y</i>	<i>e</i>	<i>NX</i>
fiscal expansion	0	↑	↓	↑	0	0
mon. expansion	↑	↓	↑	0	0	0
import restriction	0	↑	0	↑	0	↑

Interest-rate differentials

Two reasons why r may differ from r^*

- **country risk:**

The risk that the country's borrowers will default on their loan repayments because of political or economic turmoil.

Lenders require a higher interest rate to compensate them for this risk.

- **expected exchange rate changes:**

If a country's exchange rate is expected to fall, then its borrowers must pay a higher interest rate to compensate lenders for the expected currency depreciation.

Differentials in the M-F model

$$r = r^* + \theta$$

where θ (Greek letter “theta”) is a risk premium, assumed exogenous.

Substitute the expression for r into the IS^* and LM^* equations:

$$Y = C(Y - T) + I(r^* + \theta) + G + NX(e)$$

$$M/P = L(r^* + \theta, Y)$$

The effects of an increase in θ

IS^* shifts left, because

$$\uparrow \theta \rightarrow \uparrow r \rightarrow \downarrow I$$

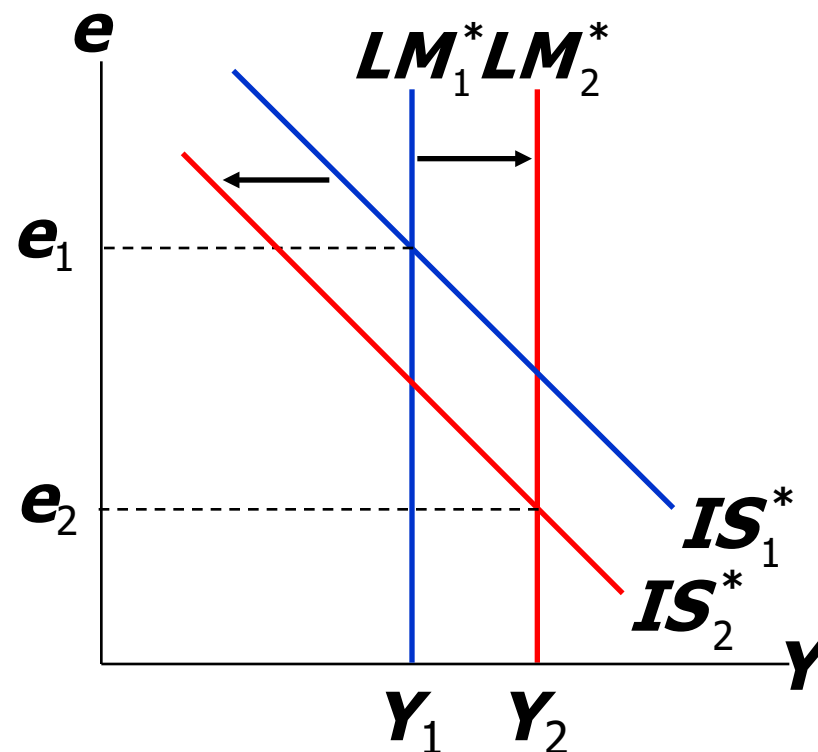
LM^* shifts right, because

$$\uparrow \theta \rightarrow \uparrow r \rightarrow \downarrow (M/P)^d,$$

so Y must rise to restore money market eq'm.

Results:

$$\Delta e < 0, \Delta Y > 0$$



The effects of an increase in θ

- The fall in e is intuitive:
An increase in country risk or an expected depreciation makes holding the country's currency less attractive.

Note: An expected depreciation is a self-fulfilling prophecy.

- The increase in Y occurs because
the boost in NX (from the depreciation)
is greater than the fall in I (from the rise in r).

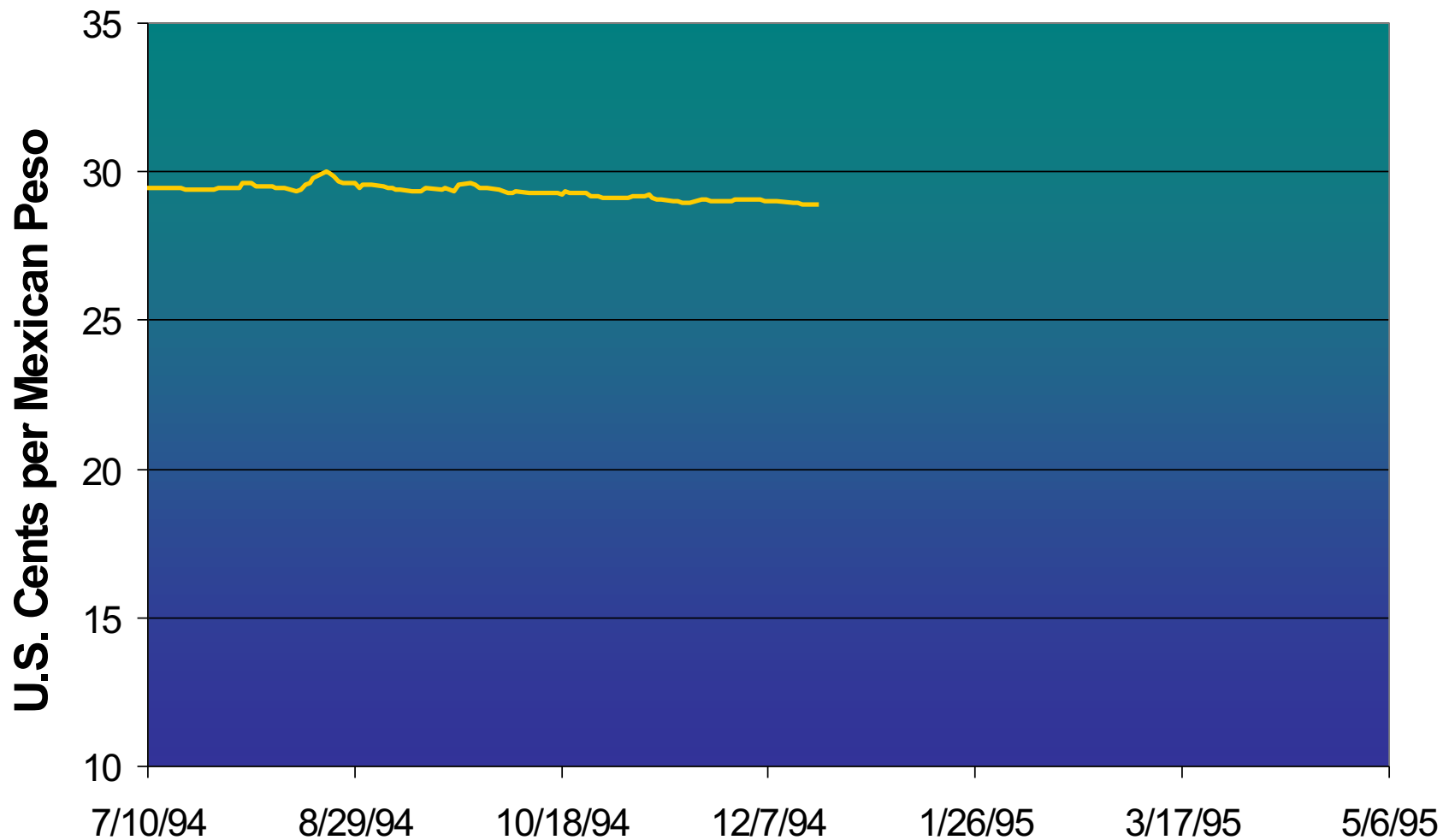
Why income may not rise

- The central bank may try to prevent the depreciation by reducing the money supply.
- The depreciation might boost the price of imports enough to increase the price level (which would reduce the real money supply).
- Consumers might respond to the increased risk by holding more money.

Each of the above would shift LM^* leftward.

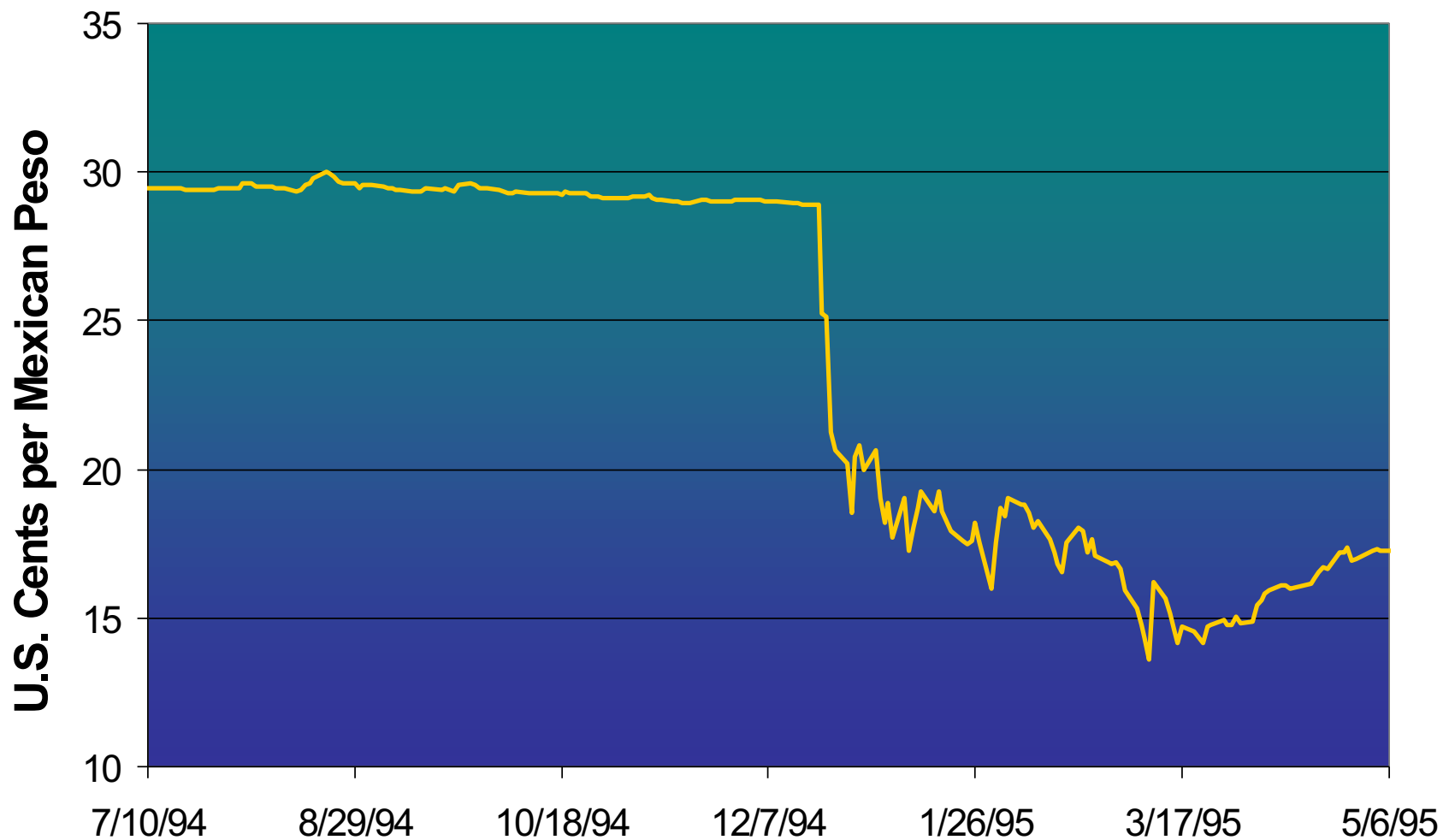
CASE STUDY:

The Mexican peso crisis



CASE STUDY:

The Mexican peso crisis



The Peso crisis didn't just hurt Mexico

- U.S. goods became expensive to Mexicans, so:
 - U.S. firms lost revenue
 - Hundreds of bankruptcies along U.S.-Mexican border
- Mexican assets lost value (measured in dollars)
 - Reduced wealth of millions of U.S. citizens

Understanding the crisis

- In the early 1990s, Mexico was an attractive place for foreign investment.
- During 1994, political developments caused an increase in Mexico's risk premium (θ):
 - peasant uprising in Chiapas
 - assassination of leading presidential candidate
- Another factor:
The Federal Reserve raised U.S. interest rates several times during 1994 to prevent U.S. inflation.
($\Delta r^* > 0$)

Understanding the crisis

- These events put downward pressure on the peso.
- Mexico's central bank had repeatedly promised foreign investors it would not allow the peso's value to fall,
so it bought pesos and sold dollars to prop up the peso exchange rate.
- Doing this requires that Mexico's central bank have adequate reserves of dollars.
Did it?

Dollar reserves of Mexico's central bank

December 1993 \$28 billion

August 17, 1994 \$17 billion

December 1, 1994 \$ 9 billion

December 15, 1994 \$ 7 billion

During 1994, Mexico's central bank hid the fact that its reserves were being depleted.

the disaster

- Dec. 20: Mexico devalues the peso by 13%
(fixes e at 25 cents instead of 29 cents)
- Investors are *SHOCKED!* – they had no idea Mexico was running out of reserves.
- $\uparrow \theta$, investors dump their Mexican assets and pull their capital out of Mexico.
- Dec. 22: central bank's reserves nearly gone. It abandons the fixed rate and lets e float.
- In a week, e falls another 30%.

The rescue package

- 1995: U.S. & IMF set up \$50b line of credit to provide loan guarantees to Mexico's govt.
- This helped restore confidence in Mexico, reduced the risk premium.
- After a hard recession in 1995, Mexico began a strong recovery from the crisis.

CASE STUDY:

The Southeast Asian crisis 1997–98

- Problems in the banking system eroded international confidence in SE Asian economies.
- Risk premiums and interest rates rose.
- Stock prices fell as foreign investors sold assets and pulled their capital out.
- Falling stock prices reduced the value of collateral used for bank loans, increasing default rates, which exacerbated the crisis.
- Capital outflows depressed exchange rates.

Data on the SE Asian crisis

	<i>exchange rate % change from 7/97 to 1/98</i>	<i>stock market % change from 7/97 to 1/98</i>	<i>nominal GDP % change 1997–98</i>
Indonesia	–59.4	–32.6	–16.2
Japan	–12.0	–18.2	–4.3
Malaysia	–36.4	–43.8	–6.8
Singapore	–15.6	–36.0	–0.1
S. Korea	–47.5	–21.9	–7.3
Taiwan	–14.6	–19.7	n.a.
Thailand	–48.3	–25.6	–1.2
U.S.	n.a.	2.7	2.3

Floating vs. fixed exchange rates

Argument for floating rates:

- allow monetary policy to be used to pursue other goals (stable growth, low inflation).

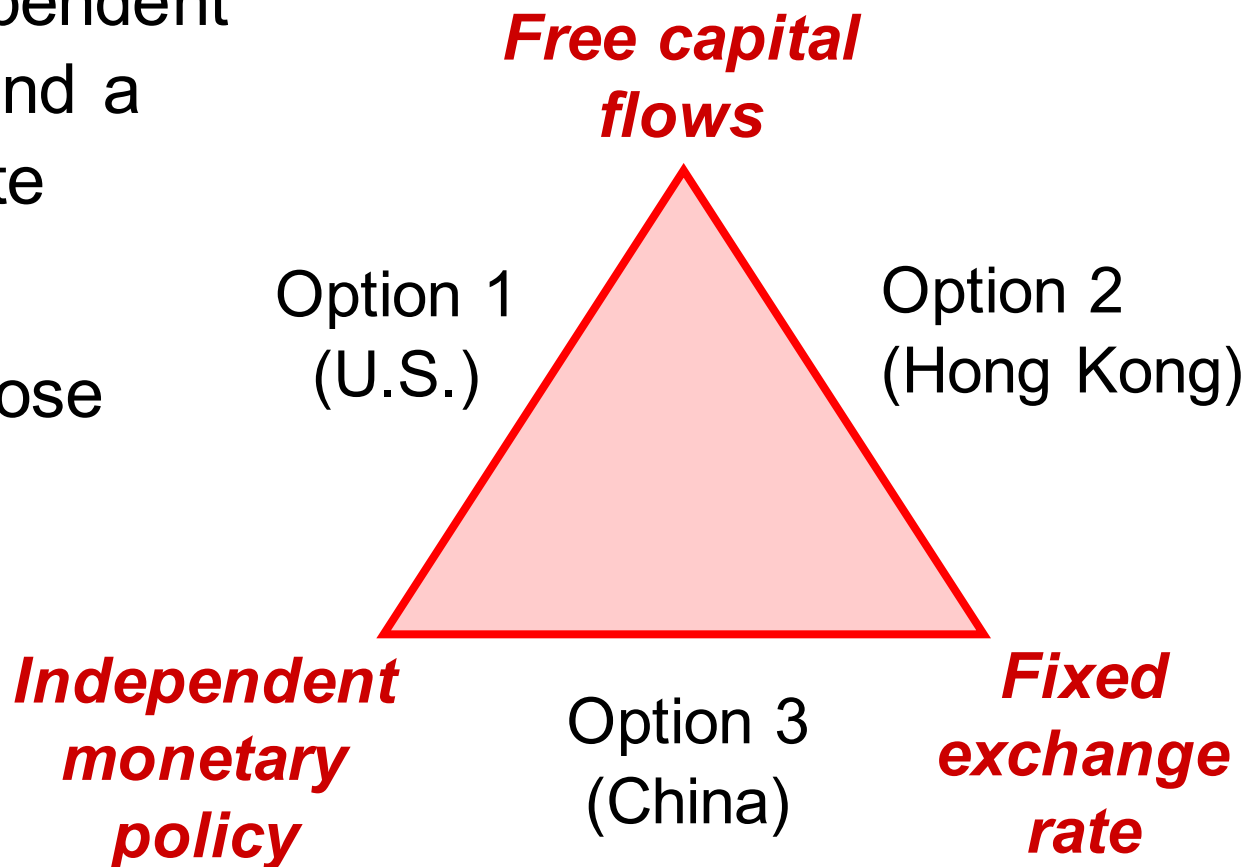
Arguments for fixed rates:

- avoid uncertainty and volatility, making international transactions easier.
- discipline monetary policy to prevent excessive money growth & hyperinflation.

The Impossible Trinity

A nation cannot have free capital flows, independent monetary policy, and a fixed exchange rate simultaneously.

A nation must choose one side of this triangle and give up the opposite corner.



CASE STUDY:

The Chinese Currency Controversy

- 1995–2005: China fixed its exchange rate at 8.28 yuan per dollar and restricted capital flows.
- Many observers believed the yuan was significantly undervalued. U.S. producers complained the cheap yuan gave Chinese producers an unfair advantage.
- President Bush called on China to let its currency float; others wanted tariffs on Chinese goods.
- July 2005: China began to allow gradual changes in the yuan/dollar rate. By June 2013, the yuan had appreciated 35 percent.

Mundell-Fleming and the *AD* curve

- So far in M-F model, P has been fixed.
- Next: to derive the *AD* curve, consider the impact of a change in P in the M-F model.
- We now write the M-F equations as:

$$(IS^*) \quad Y = C(Y - T) + I(r^*) + G + NX(\varepsilon)$$

$$(LM^*) \quad M/P = L(r^*, Y)$$

(Earlier in this chapter, P was fixed, so we could write NX as a function of e instead of ε .)

Deriving the *AD* curve

Why *AD* curve has negative slope:

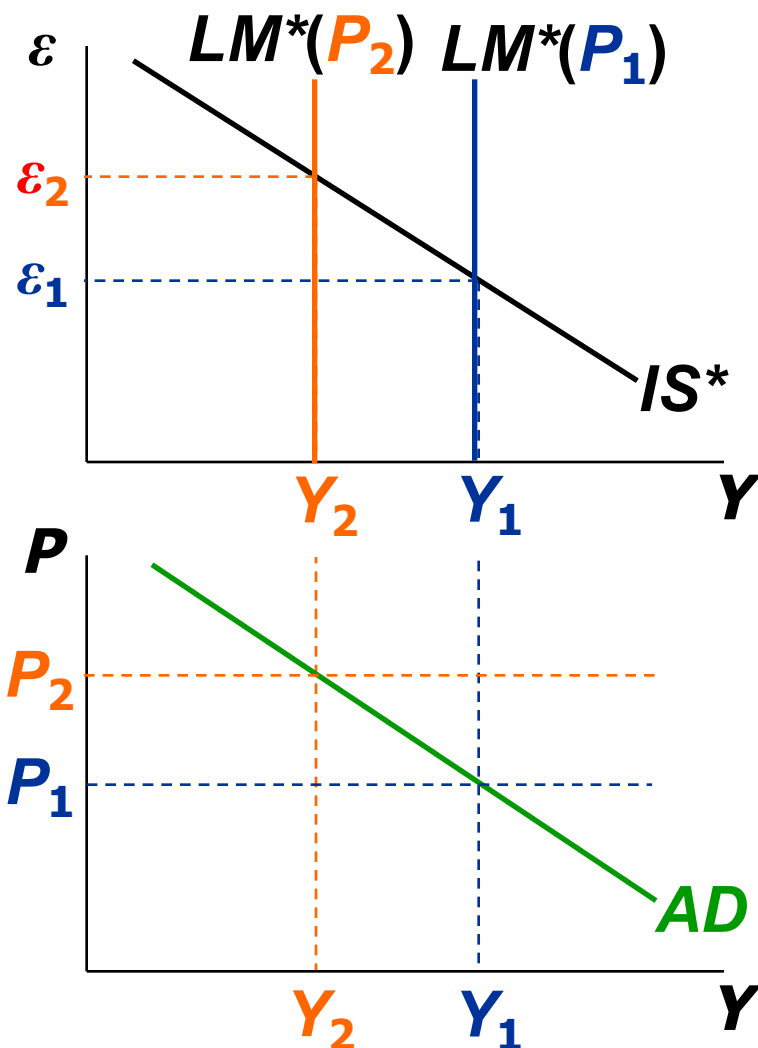
$\uparrow P \rightarrow \downarrow (M/P)$

$\rightarrow LM$ shifts left

$\rightarrow \uparrow \varepsilon$

$\rightarrow \downarrow NX$

$\rightarrow \downarrow Y$



From the short run to the long run

If $Y_1 < \bar{Y}$,
then there is
downward pressure
on prices.

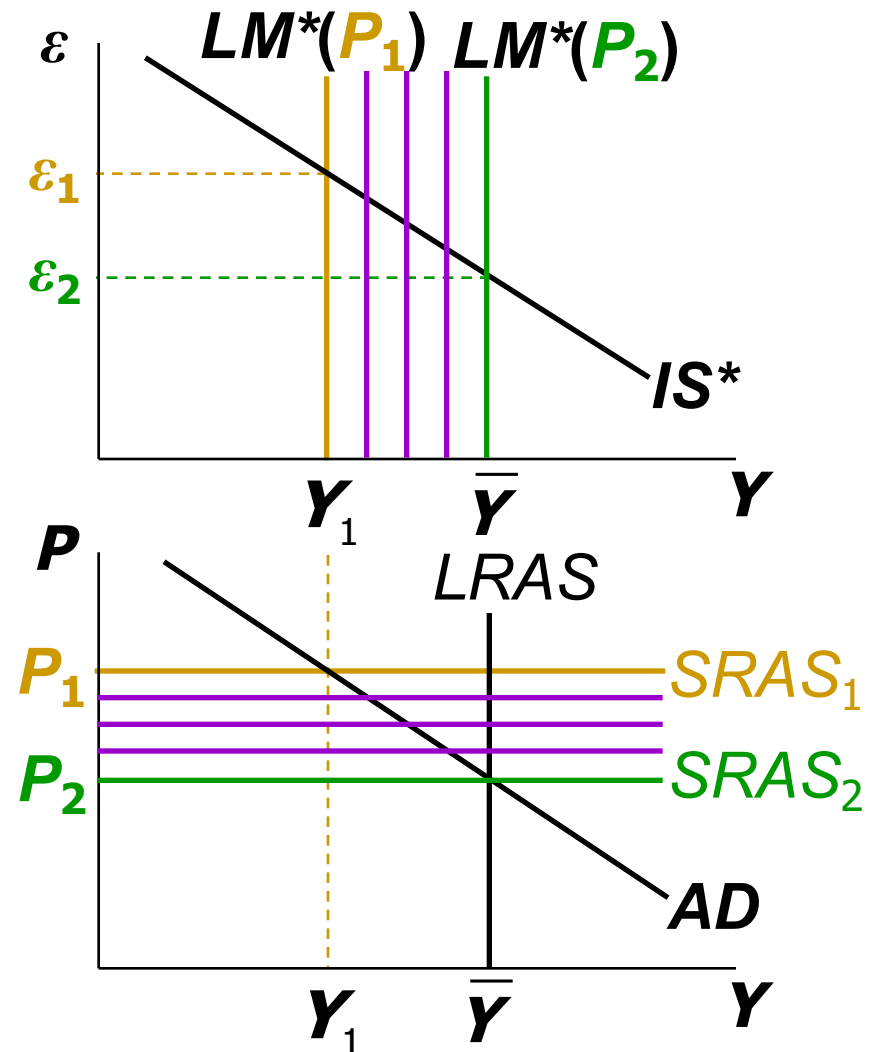
Over time, P will
move down, causing

$(M/P) \uparrow$

$\varepsilon \downarrow$

$NX \uparrow$

$Y \uparrow$



Large: Between small and closed

- Many countries—including the U.S.—are neither closed nor small open economies.
- A large open economy is between the polar cases of closed and small open.
- Consider a monetary expansion:
 - As in a closed economy,
 $\uparrow \mathbf{M} \rightarrow \downarrow \mathbf{r} \rightarrow \uparrow \mathbf{I}$ (though not as much)
 - As in a small open economy,
 $\uparrow \mathbf{M} \rightarrow \downarrow \varepsilon \rightarrow \uparrow \mathbf{NX}$ (though not as much)

CHAPTER SUMMARY

1. Mundell-Fleming model:

- the *IS-LM* model for a small open economy.
- takes ***P*** as given.
- can show how policies and shocks affect income and the exchange rate.

2. Fiscal policy:

- affects income under fixed exchange rates, but not under floating exchange rates.

CHAPTER SUMMARY

3. Monetary policy:

- affects income under floating exchange rates.
- under fixed exchange rates is not available to affect output.

4. Interest rate differentials:

- exist if investors require a risk premium to hold a country's assets.
- An increase in this risk premium raises domestic interest rates and causes the country's exchange rate to depreciate.

CHAPTER SUMMARY

5. Fixed vs. floating exchange rates

- Under floating rates, monetary policy is available for purposes other than maintaining exchange rate stability.
- Fixed exchange rates reduce some of the uncertainty in international transactions.